

Workbook

Pockets 3

Second
Edition




PEARSON
Longman

Mario Herrera

Barbara Hojel

Audio CD
included

Workbook

Pockets 3

Second Edition



Mario Herrera

Barbara Hojel

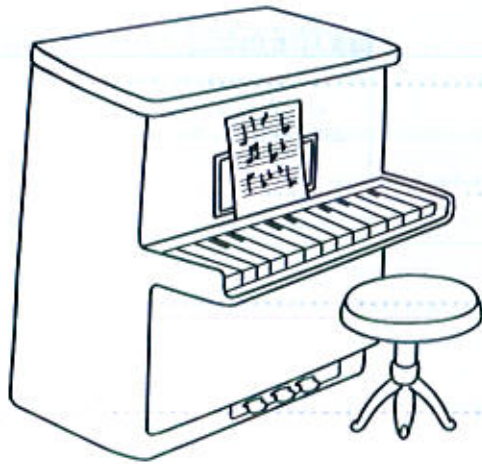
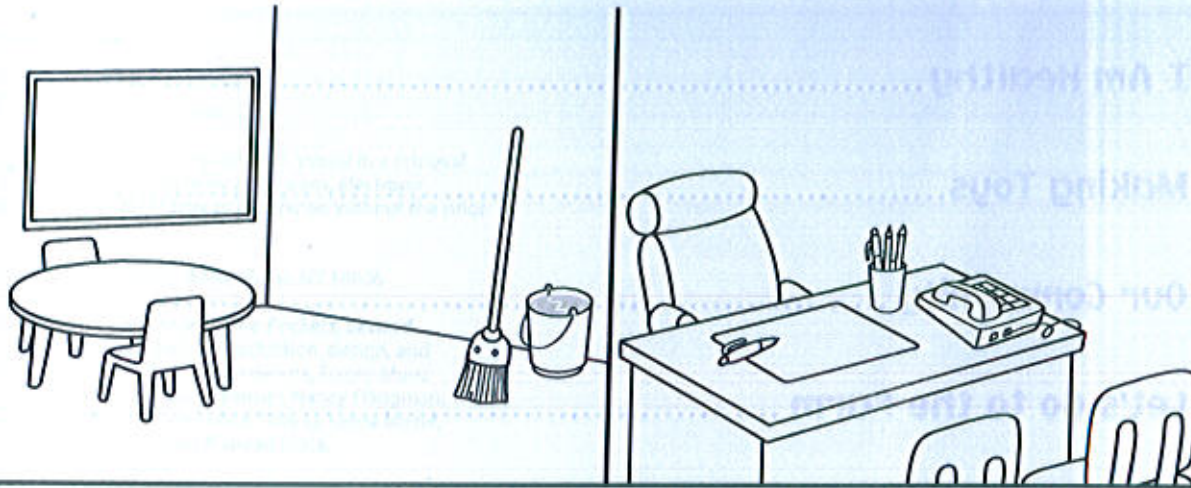


PEARSON
Longman

1

People at School

Draw the missing people: *janitor*, *music teacher*, *principal*.


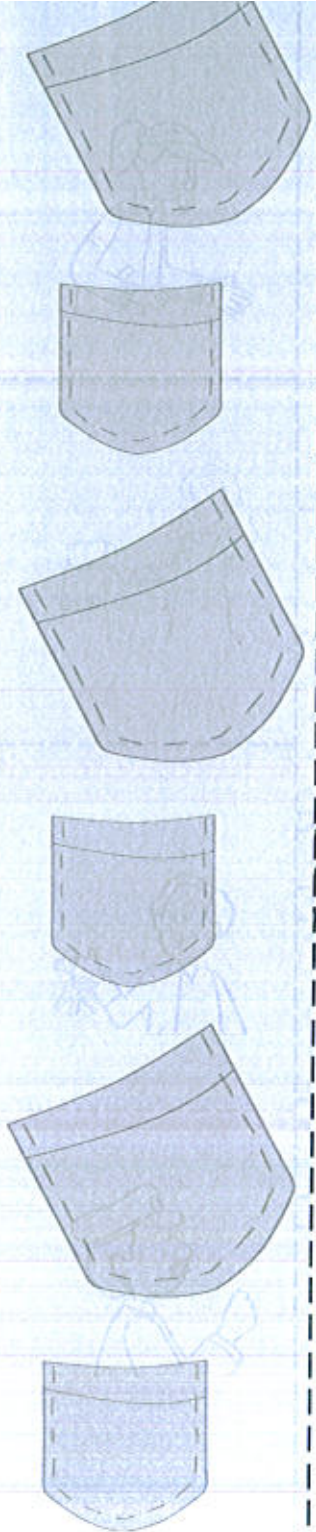




Cut and paste: *gym teacher, cashier, gatekeeper, bus driver.*




Draw the missing people: *gatekeeper*, *secretary*.




Practice



Count, draw, and trace.



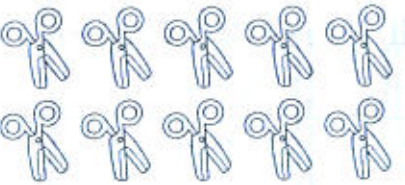
= 10



= 3



= 5






= 7



= 9

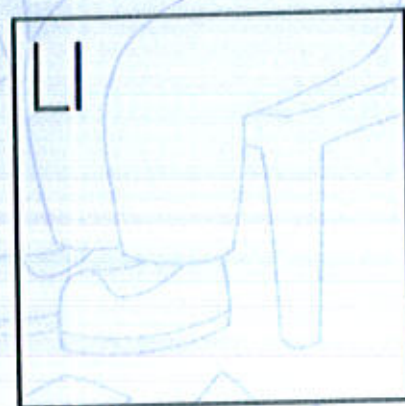

Trace and say. Circle two more items that begin with the sounds: /l/ as in *lion*, /m/ as in *monkey*, /f/ as in *farmer*, and /s/ as in *secretary*.



Trace and write letters. Match big and small letters. Draw pictures.


F _____ L _____ M _____ S _____

S _____ f _____ l _____ m _____




My Values

Who is cleaning up? Circle.



People at School





Say who is missing in each space.



2

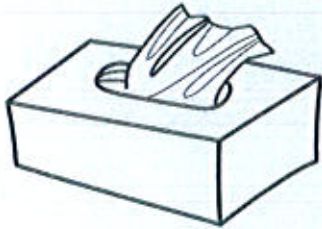
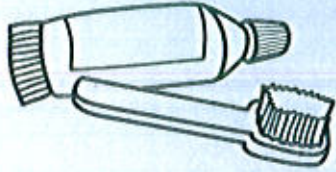
I Am Healthy

Look. *What is clean?* Draw and say.


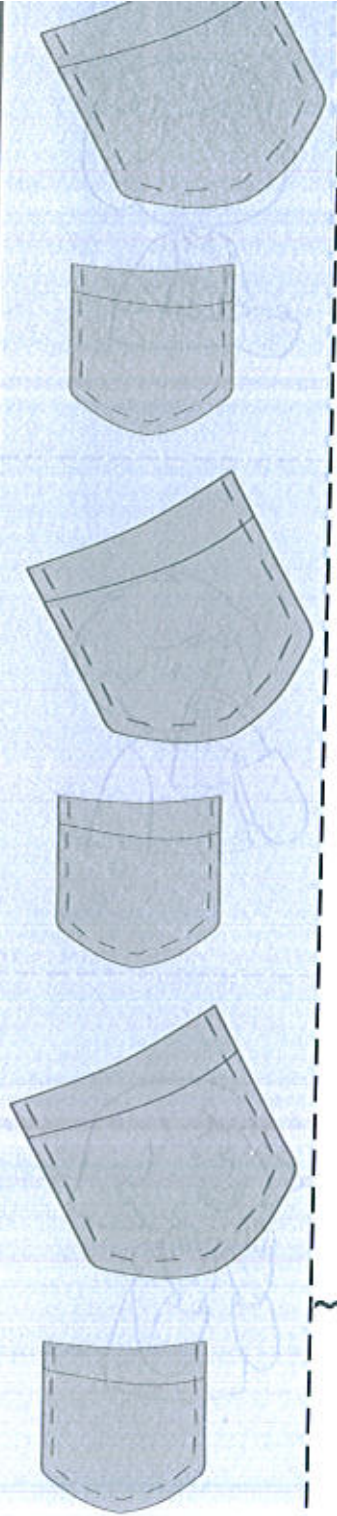





Say what he or she does *next*. Cut out, match, and paste the pictures.



Draw children exercising. Say what each is doing.



Count and trace. Draw more fruit to match the numbers.




23

25

28

Trace and say. Circle other things that start with /p/, /t/, /n/, and /æ/.



Trace and write letters. Match big and small letters. Draw pictures.

P _ _ T _ _ N _ _ A _ _

n _ _ p _ _ t _ _ a _ _

Aa

Tt

Pp

Nn


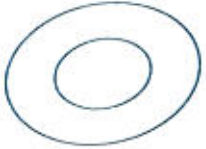
My Values

Trace. Read.

a




a



I Am Healthy

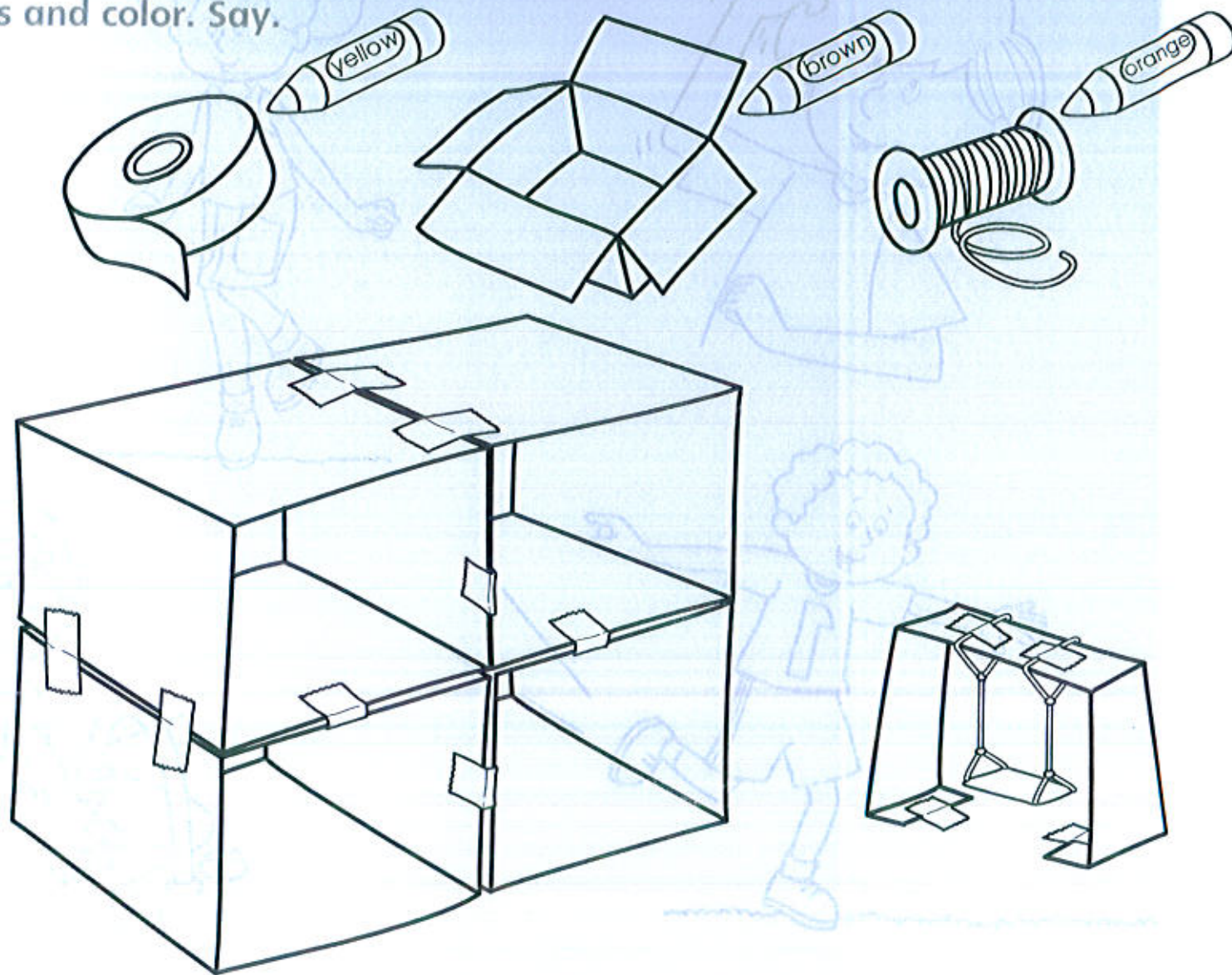
Say and draw what's missing in each picture. Say what each child is doing.



3

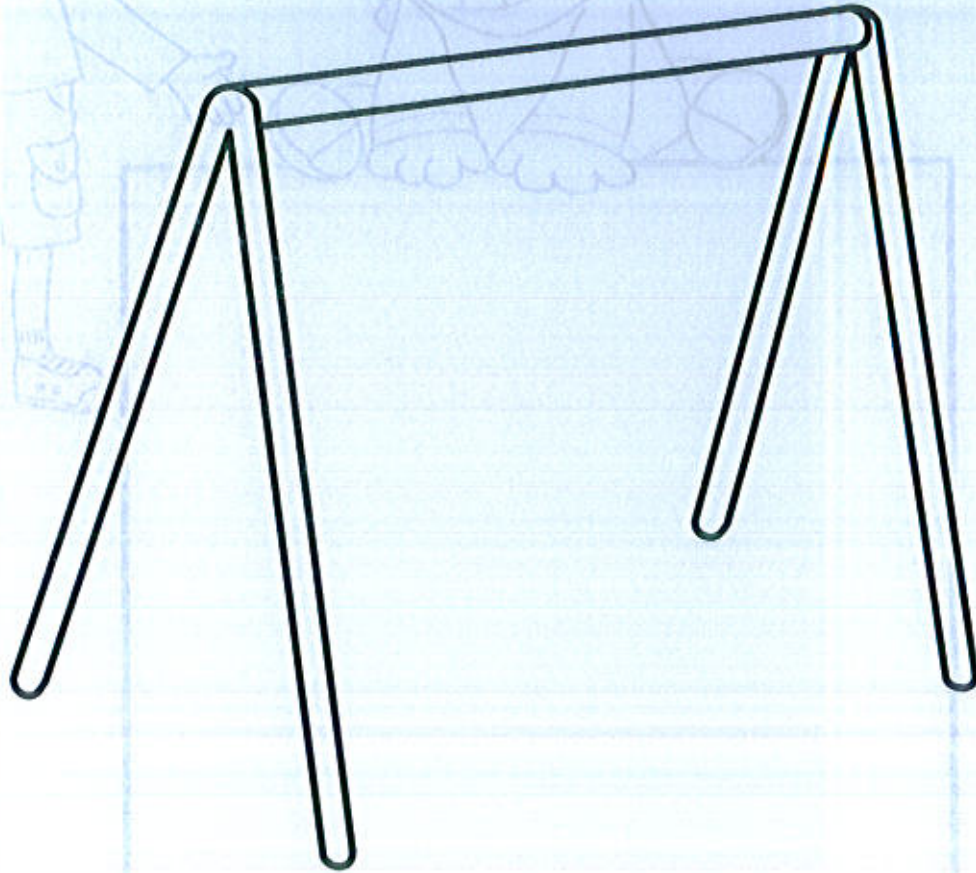
Making Toys

Find the objects and color. Say.








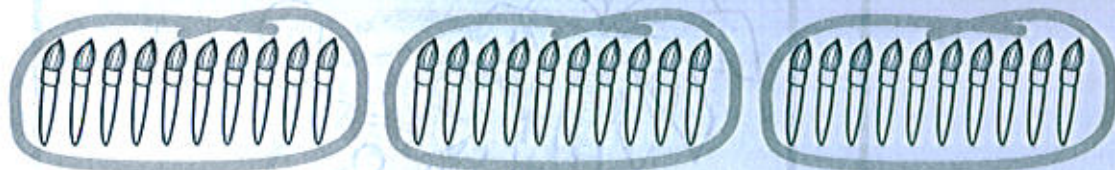
Cut out and paste. Use tape and string to make the swing.



Draw something *big*. Draw something *small*.



Circle the sets of ten. Count and trace or write.



$$= \underline{30}$$



$$= \underline{\quad}$$







$$= \underline{\quad}$$



$$= \underline{\quad}$$



Trace and say. Circle something else that starts with /ɛ/ as in *envelope*, /ɑ/ as in *ostrich*, /d/ as in *doctor*, and /g/ as in *guitar*.



Trace and write letters. Match big and small letters. Draw pictures.


G _ _ E _ _ O _ _ D _ _

O _ _ e _ _ d _ _ g _ _



My Values

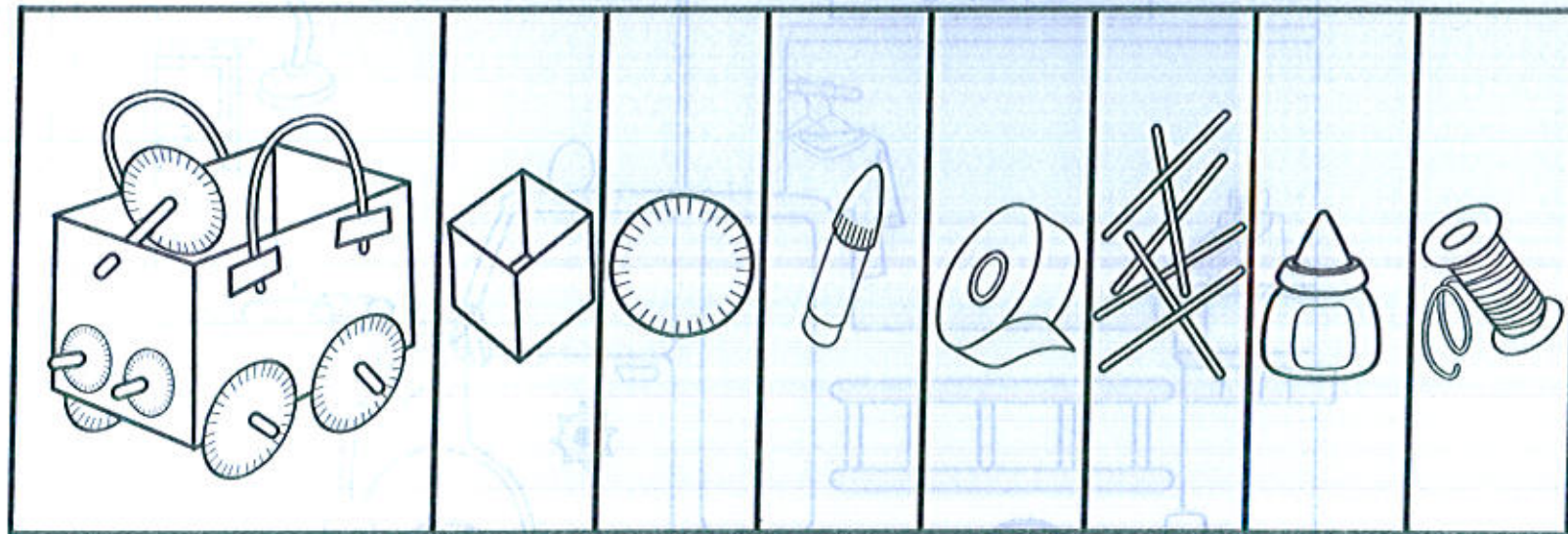
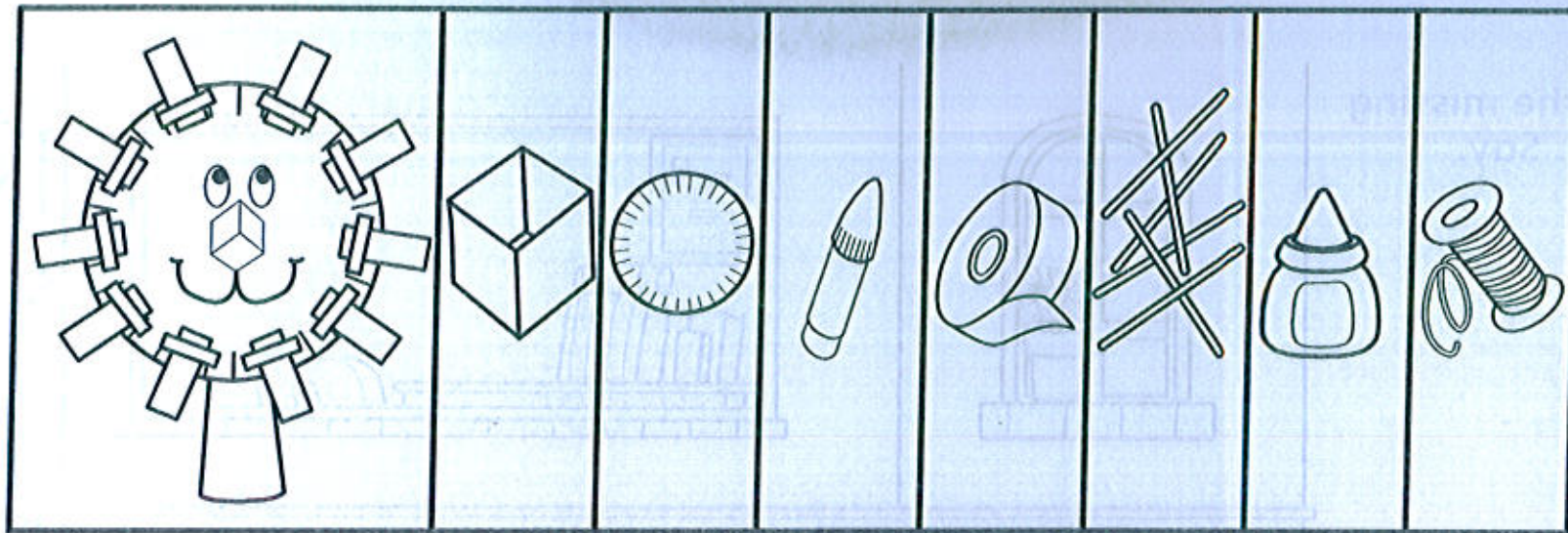
Who is wasteful? Circle. Read.



The  is painting.


Making Toys

What do you need to make each object? Circle and say.





4 Our Community

Draw the missing people. Say.






Cut out and paste: *gardener, nurse, police officer, trash collector.*




Look and say. Draw a rabbit and a flower. Say.



Where is
your rabbit?






Count and write the missing numbers. Trace and say.



41 42 43 44 45 46 47 48 49


Color one item that begins with /k/ as in *cat*, /l/ as in *igloo*, /h/ as in *horse*, and /ʌ/ as in *underwear*.



Trace and write letters. Match big and small letters. Draw pictures.


H _ _ C _ _ U _ _ I _ _

u _ _ i _ _ c _ _ h _ _



My Values




Draw cans on the shelf and read.



The  and  work together.

Our Community

Draw the missing people. Say.




Assessment

5

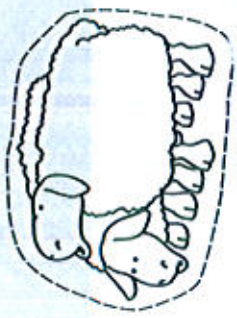

Let's Go to the Farm

Draw five chicks.

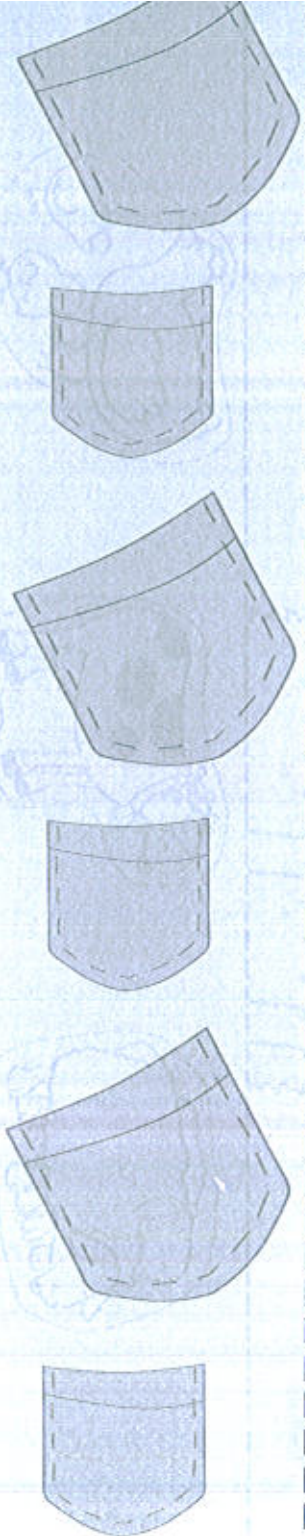
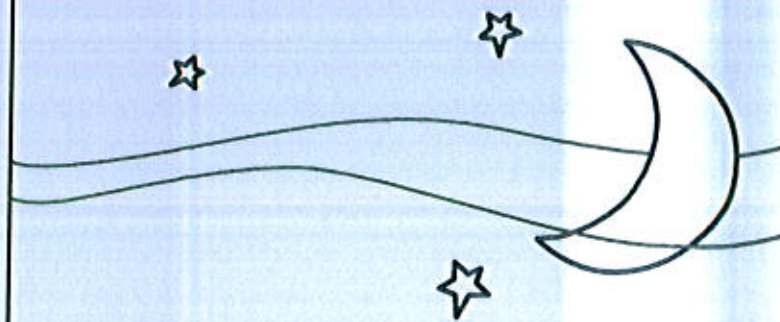





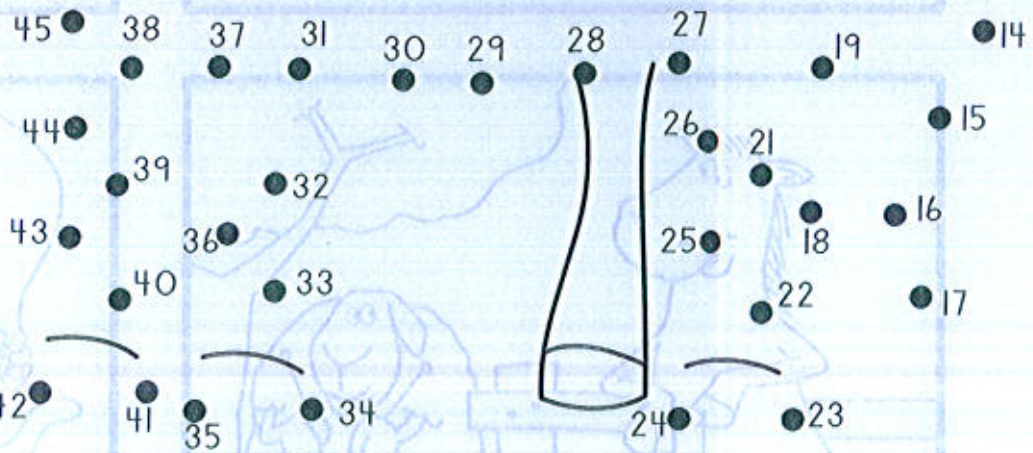
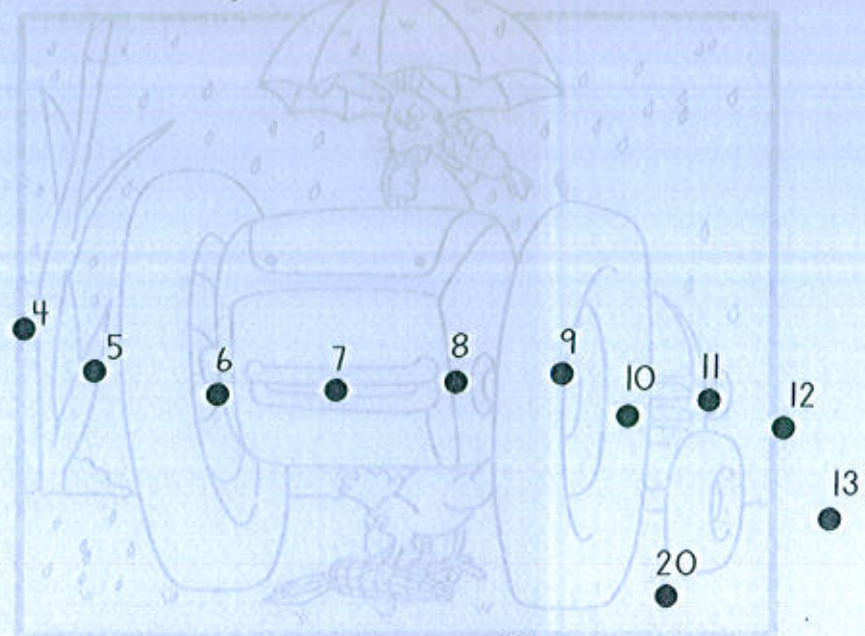
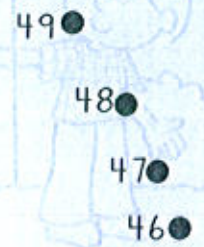

Cut and paste. Say where the animals are.



Draw what farmers do in the morning and at night.







Connect the dots in number order. Trace and say.



51 52 53 54 55 56 57 58 59




Circle one item that begins with /r/ as in *rain*, /b/ as in *barn*, /y/ as in *yarn*, and /j/ as in *jump rope*.



Trace and write letters. Match big and small letters. Draw pictures.

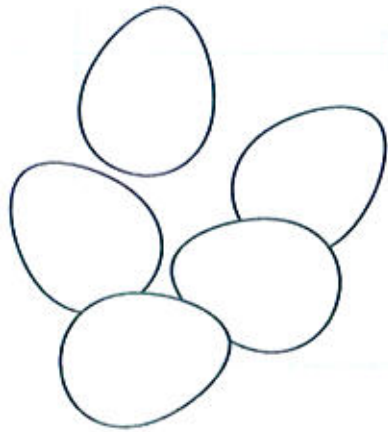
J _____ B _____ Y _____ R _____

r _____ y _____ j _____ b _____





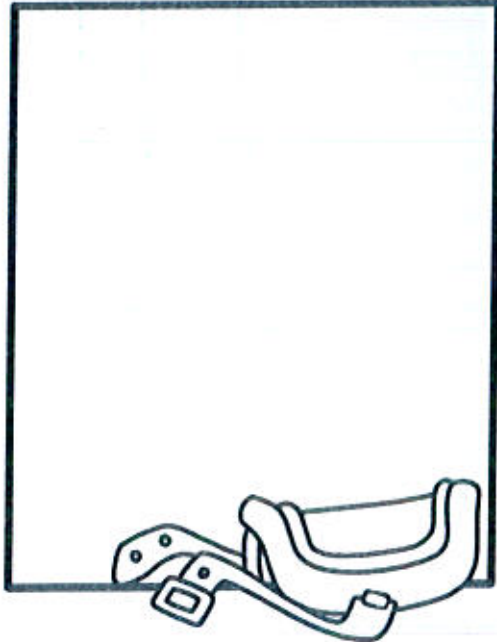


My Values

What's missing? Match and say.



Let's Go to the Farm

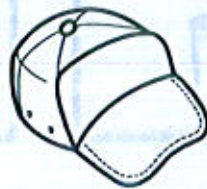
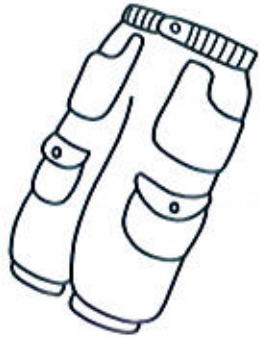


Draw the missing animals. Say.



6

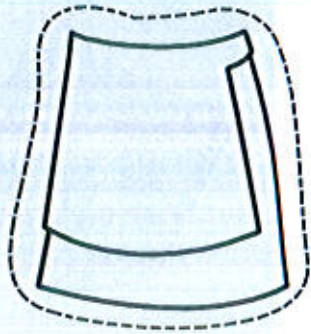
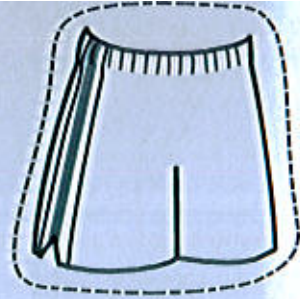
What People Wear

Who wears the clothes? Draw lines. Say.

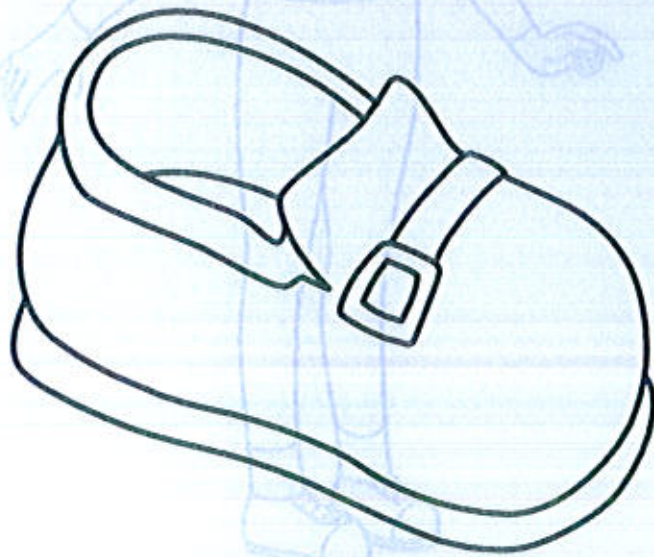
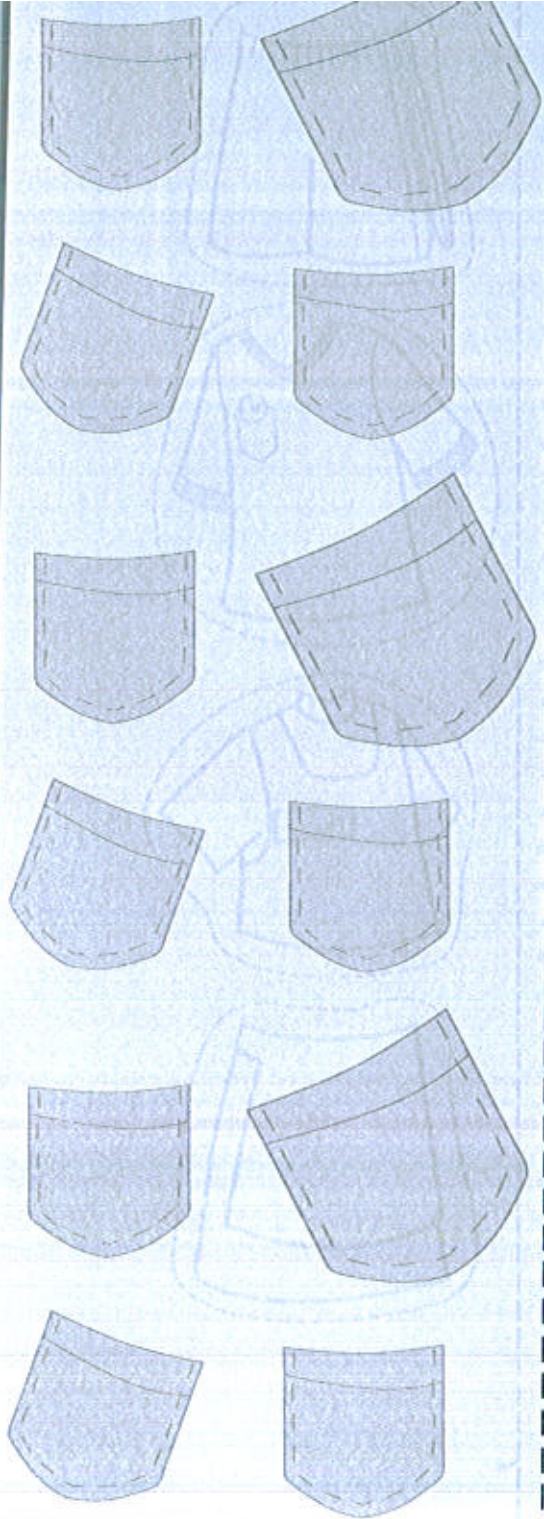





Cut and paste. Say what they are wearing.







Draw a *bigger* sock. Draw a *smaller* shoe.



Write and say the missing numbers.



Circle items that begin with /k/ as in *key*, /w/ as in *watermelon*,
/z/ as in *zipper* and end with /ks/ as in *mix*.



Trace and write letters. Match big and small letters. Draw pictures.

K _____

W _____

X _____

Z _____

x _____

z _____

k _____

w _____

Kk

Ww

Xx

Zz

My Values

Color the uniforms. Read.



The  include the .

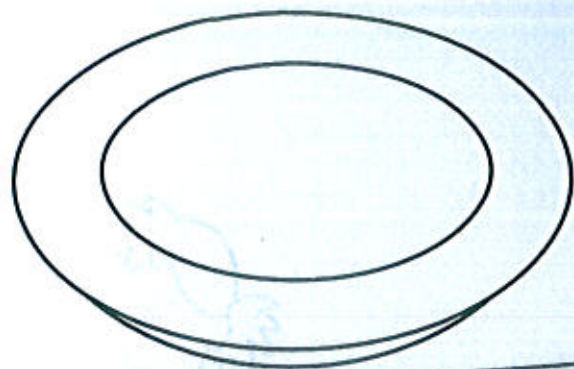
What People Wear


Draw the other half of each person. Say what they are wearing.

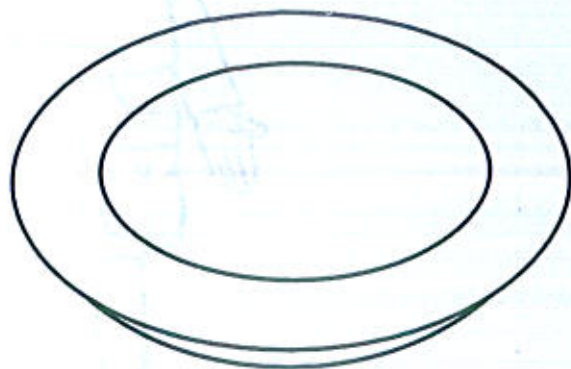


7 At the Restaurant

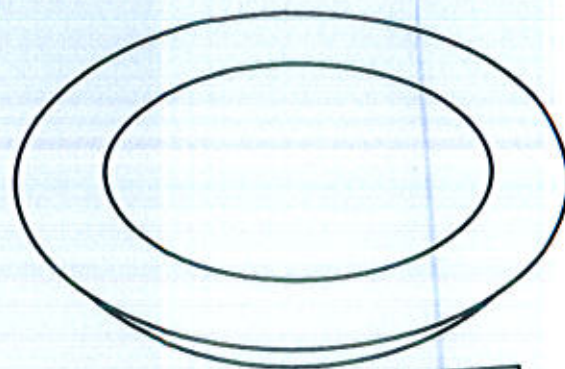

Match the foods. Draw the food on the plates. Say.



vegetables 





fruit 




desserts 



Cut and paste. Say what they are eating.

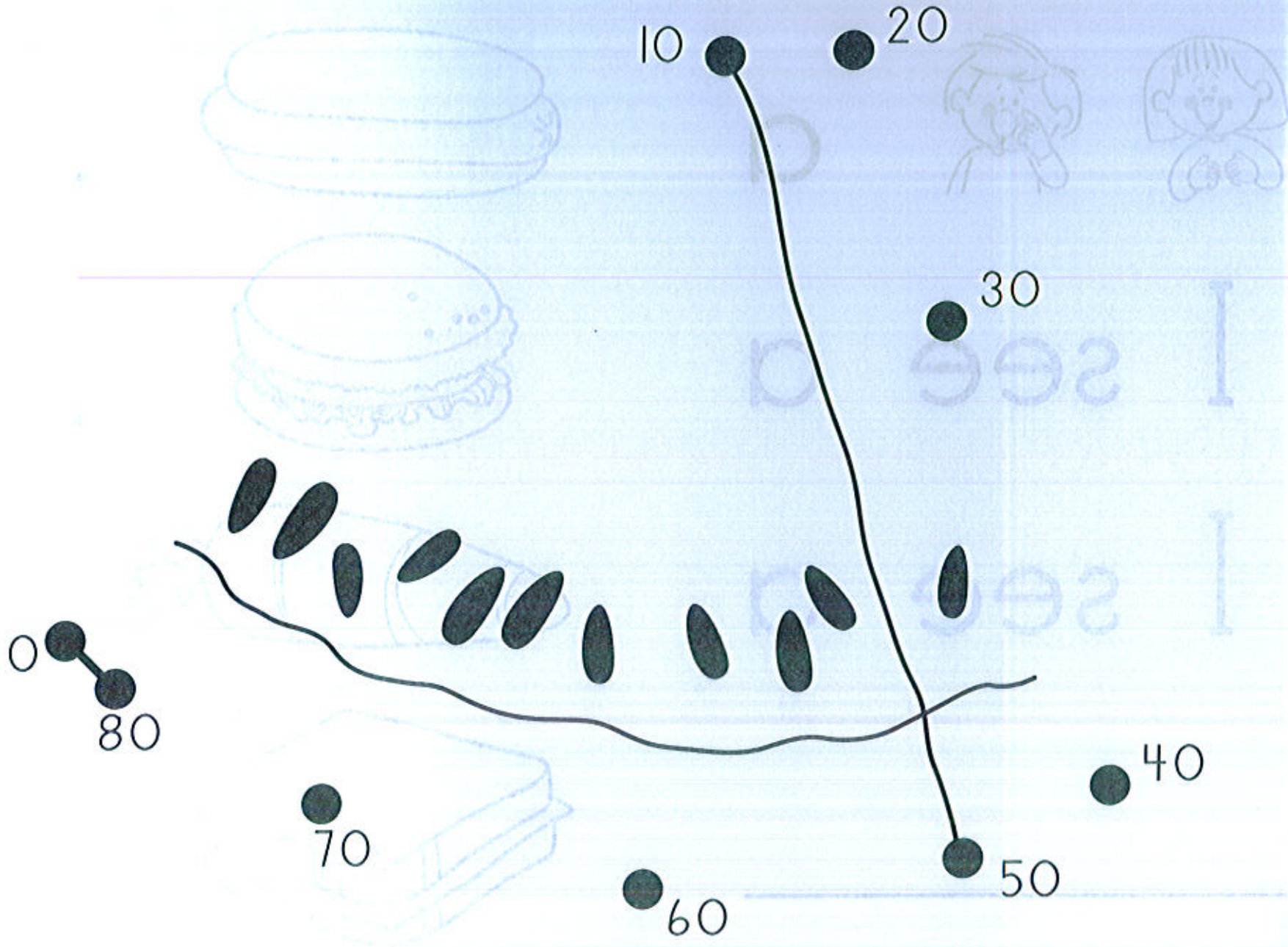


Circle the items that begin with /v/ as in *violin* and /kyu/ as in *queen*. Then trace and write the letters.



V _ _ v _ _ Q _ _ q _ _


Connect the dots by tens from 0 to 80. Name the food. Color.



Look and read. Trace and read. Write and read.




a



I

see

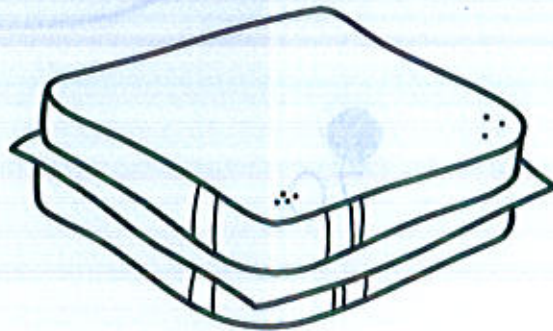
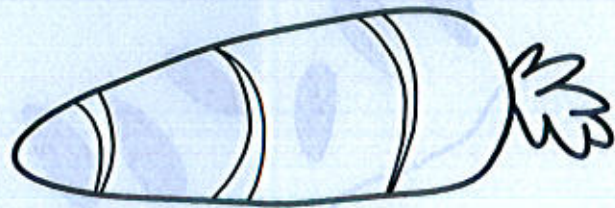
a



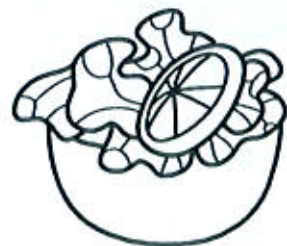
I

see

a




Say and write the letter.



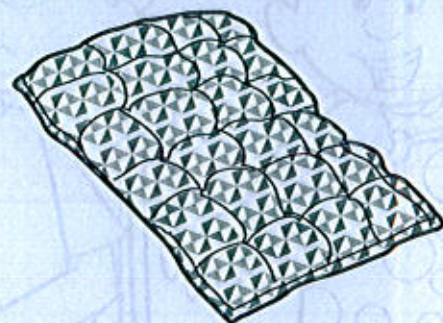
__alad




__ilk



__an



__uilt



__arrot





__ish

My Values

Who is sharing? Circle. Read.





The  is sharing.

The  is not sharing.

At the Restaurant

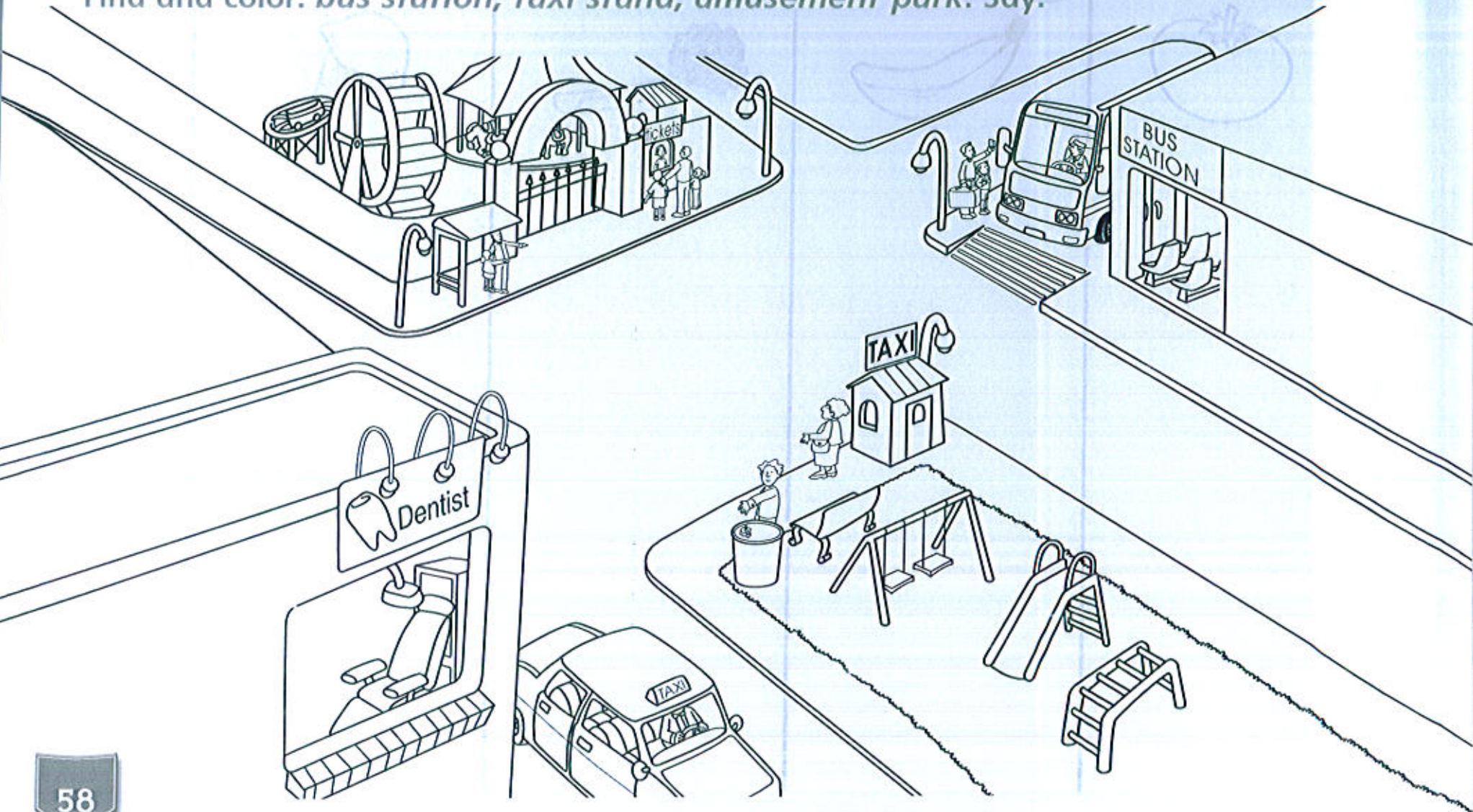
Color the crayons and food. Draw other foods that are the same color and say.



8


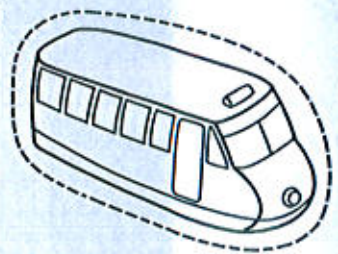
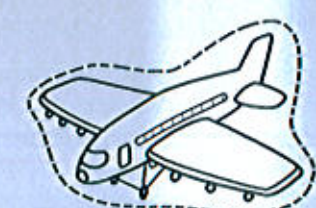

Let's Go Somewhere

Find and color: *bus station, taxi stand, amusement park.* Say.

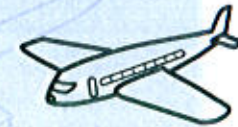

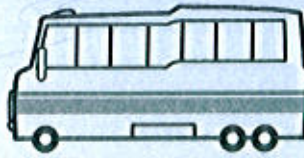




Color, cut out, and paste. Say where the *airplane*, *bus*, *train*, and *family* are going.



The family is going on vacation. Circle a vehicle.
Draw where they are going *first*, *then*, *last*, and say.




first

then

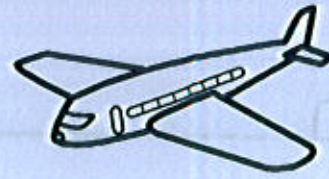
last

Connect the dots 20-30, 40-60, 70-89, and say.



Read and circle. Trace, read, and circle. Write and circle.

I see a car.




I see a bus.





Read and circle. Trace, read, and circle. Write and circle.

I see a
It is big.





I see a
It is small.




My Values

Who is careful? Circle. Read.





I see a  .

I see a  .

They are careful.

Let's Go Somewhere

Draw vehicles. Then draw lines from vehicles to places. Say.



9

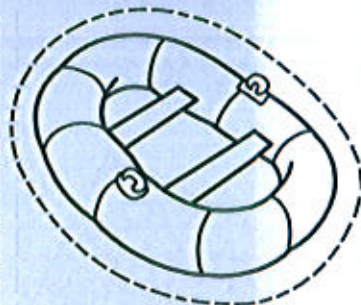
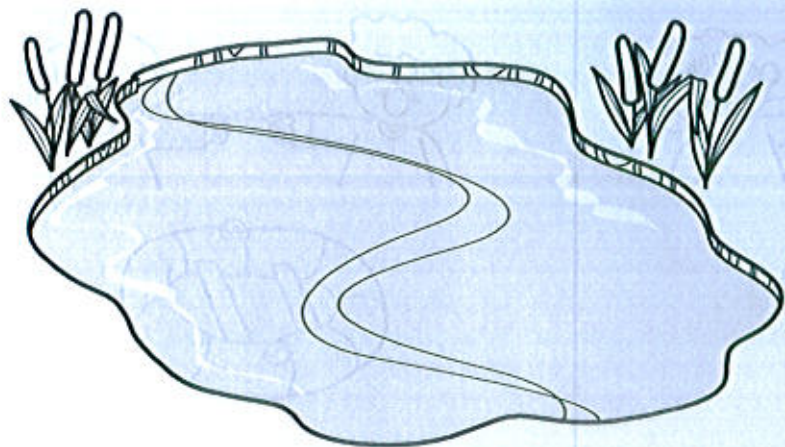
Going Camping

Draw a *campfire*. Circle the *flashlight*, *tent*, *bucket*, *rope*, and *rocks*. Say.










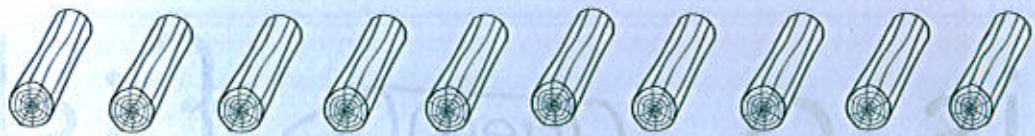

Cut and paste. Say where each item is: *in*, *in front of*, *on*, *next to*.

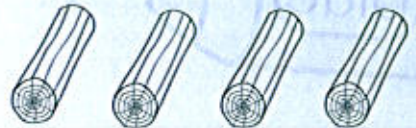



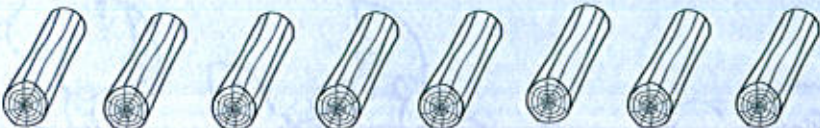
Think and draw *long* and *short* camping items.



Count and write. Trace and say.


10 =  = 


  = _____

  = _____


91 92 93 94 95 96 97 98 99 100

Read. Trace and read. Write and read. Color the fish.

It is a  fish.

It is a  fish.

 _____.



Read, draw, and color.

What do you  ?


I see a tent.
It is yellow.



My Values

Circle the water. Read.



The  listen to their father.

Going Camping

Follow the path. Say what the family is doing, using *first* and *then*. Draw and say what the family does *last*.

The illustration shows a family of four (two adults and two children) with large backpacks and gear, ready for a camping trip. A path leads to a circular inset showing a boy swimming. The path continues to a circular inset showing two people setting up a tent. From there, the path splits into two options: one leading to a circular inset showing two children playing soccer, and another leading to a circular inset showing a boy using binoculars. The path then leads to a circular inset showing a boy in a canoe. Finally, the path leads to a large rectangular box containing a faint drawing of a girl holding a large crayon, intended for the student to draw their final activity.

Extra Practice: Reading and Writing





Cut out and match. Say.

F

M

S


L


f

m

s

l







Cut out and match. Say.

P

T

N

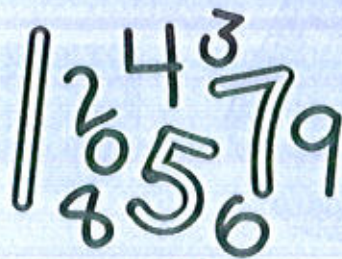
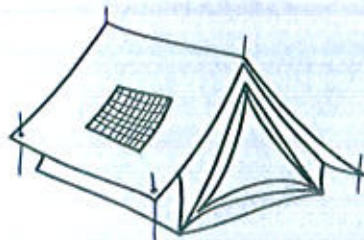
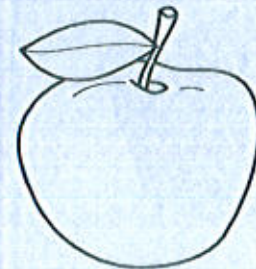


A


p

t

n

a





 Cut out and match. Say.

E

D

O


G


e

d

o

g







Cut out and match. Say.

H

I

C

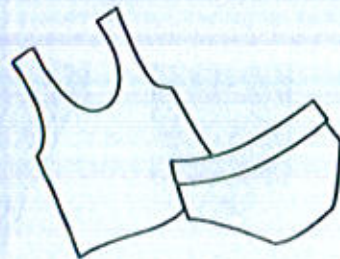

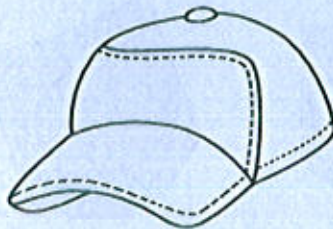
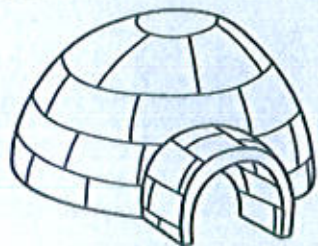
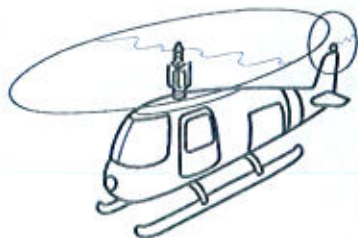
U


h

i

c

u





 Cut out and match. Say.

B

J

Y

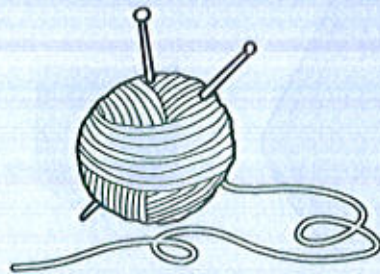

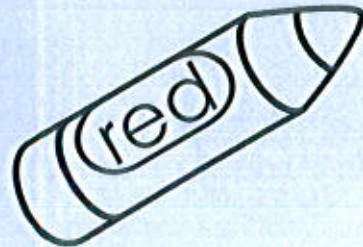
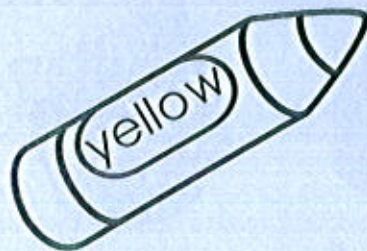
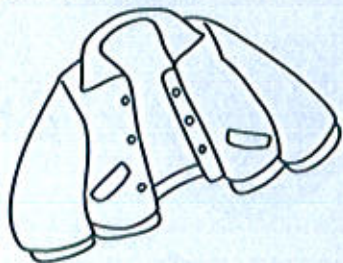
R


b

j

y

r







Cut out, match, and say. Make sentences.

Q

V

is

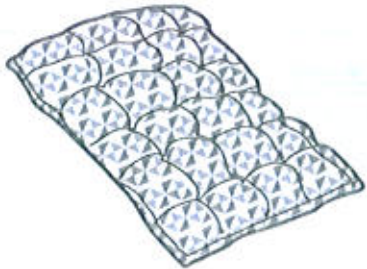
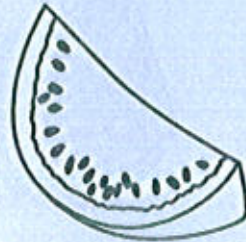
a


q

v

It

.







Trace and read. Cut out words, match, and paste.
Choose a picture. Cut and paste. Draw the picture.



I



see



a



.


I

see

a


.


.





Look at the pictures. Cut out and paste the cards. Read the sentences.




The		is		the		.
-----	--	----	--	-----	---	---



on




The		is		the		.
-----	--	----	--	-----	---	---



in

Read, write, and draw. Read your sentences.




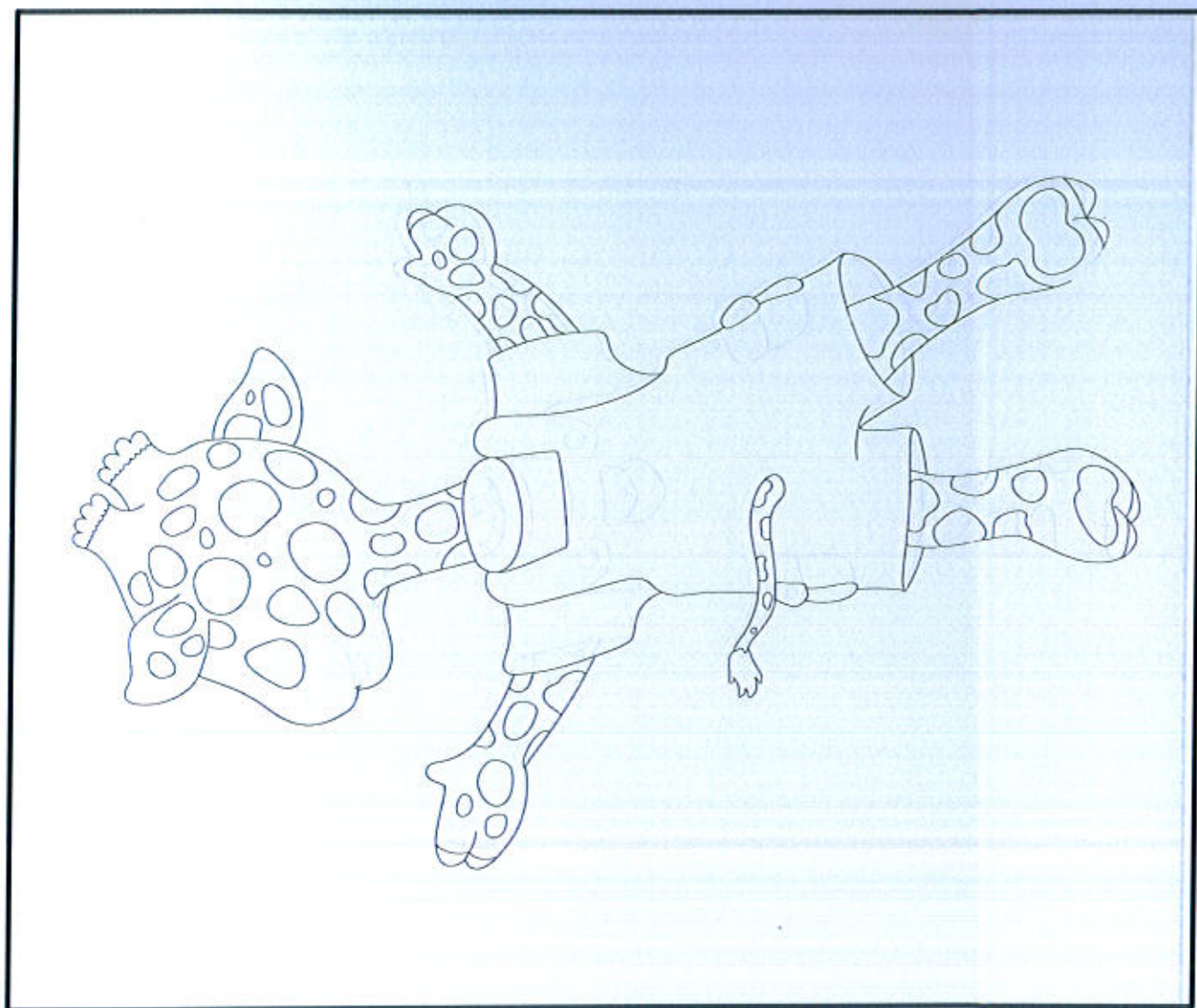
I see a _____.

It is _____.



Color and cut out the puppet. Tape or paste the puppet to a stick.





Pockets 3

Second Edition



Reach into *Pockets, Second Edition*, for a happy, productive English classroom! This popular four-level course for children aged two to five features an easy-to-use, five-step pedagogy that supports language acquisition and skills development.

New to the second edition

- fun hands-on projects
- a values curriculum
- more math content
- dialogue-enhanced assessments
- photographs for a real-life connection
- student CD-ROMs
- new songs and chants
- a Reading and Writing Workbook with Teacher's Notes
- a new level for two-year-olds



Pockets Companion Website
<http://www.pearsonlongman.com/pockets>

Components

- Student Book with CD-ROM (Levels 2 and 3)
- Workbook with Songs and Chants CD
- Reading and Writing Workbook (one for program)
- Interleaved Teacher's Edition
- Class Audio CD
- Large-format Picture Cards
- Large-format Posters
- Teacher's Bonus Pocket (one for program)
- Mascot Puppet
- Video (DVD) with Guide
- Big Book with Teacher's Notes
- Companion Website



After *Pockets*,
move on to *Backpack!*

ISBN-13: 978-0-13-603929-7
ISBN-10: 0-13-603929-4

